



Gildan® Ladies Heavy Cotton™ 100% Cotton T-Shirt 5000L



- 5.3-ounce, 100% cotton
- Seamless double-needle 1/2" collar
- Taped neck and shoulders
- Side seamed with tapered fit
- Cap sleeves
- Double-needle sleeves and hem

CARE INSTRUCTIONS

Machine wash warm, inside out with like colors, only non-chlorine bleach when needed, do not use fabric softener. Tumble dry low. Cool iron if needed, exclusive of decoration, do not dry clean.

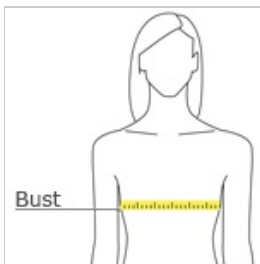


front



back

HOW TO MEASURE






BUST

With arms down at sides, measure around the upper body, under arms and around the fullest part of the bust.

SIZE CHART

	S	M	L	XL	2XL	3XL
Size	0/2	4/6	8/10	12/14	16/18	18/20

COLOR INFORMATION

 Azalea PMS 224 C	 Black PMS 426 C	 Cardinal Red PMS 202 C	 Carolina Blue PMS 645 C	 Charcoal PMS COOL GREY 10 C	 Daisy PMS 7548 C	 Electric Green PMS 361 C	 Forest Green PMS 5535 C	 Heliconia PMS 213 C	 Irish Green PMS 340 C	 Lime PMS 7488 C
 Maroon PMS 7644 C	 Navy PMS 533 C	 Orange PMS 1665 C	 Purple PMS 7665 C	 Red PMS 7620 C	 Royal PMS 7686 C	 Sapphire PMS 641 C	 Sport Grey PMS COOL GREY 7 C	 Tropical Blue PMS 7715 C	 White PMS WHITE	

*Not all sizes are available in every color.